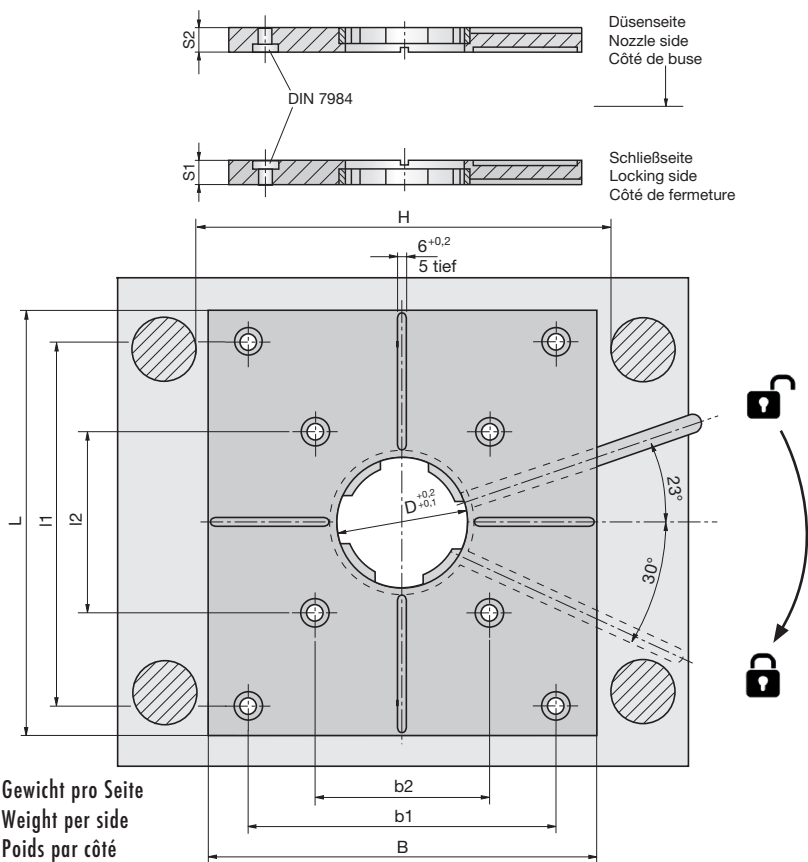



Schnellspannsysteme

Quick-action clamping systems

Systèmes de serrage rapide



Z8061-

Mat.: ST



Z8061-H-D-S1-S2



Gewicht pro Seite
m = Weight per side
Poids par côté

H	D	S1	S2	m (kg)	B	L	b1	l1	b2	l2
205	60	12	12	80	170	190	-	-	-	-
270	100	17	17	400	246	396	140	350	70	140
	110	17	17	400	246	396	140	350	70	140
	125	17	17	750	246	396	140	350	70	140
	100	22	22	400	246	396	140	350	70	140
	110	22	22	400	246	396	140	350	70	140
	125	22	22	750	246	396	140	350	70	140
320	100	17	17	400	296	446	210	350	140	140
	110	17	17	400	296	446	210	350	140	140
	125	17	17	750	296	446	210	350	140	140
	100	22	22	400	296	446	210	350	140	140
	110	22	22	400	296	446	210	350	140	140
	125	22	22	750	296	446	210	350	140	140
370	160	22	22	1000	296	446	210	350	140	140
	100	17	17	400	346	496	280	420	140	210
	110	17	17	400	346	496	280	420	140	210
	125	17	17	750	346	496	280	420	140	210
	100	22	22	400	346	496	280	420	140	210
	110	22	22	400	346	496	280	420	140	210
	125	22	22	750	346	496	280	420	140	210



2

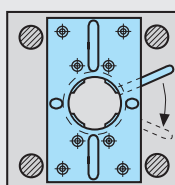
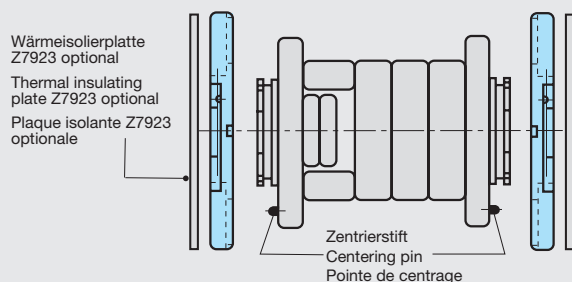
Schnellspannsysteme

Quick-action clamping systems

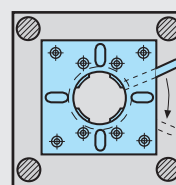
Systèmes de serrage rapide

2

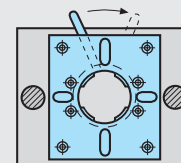
H	D	S1	S2	m (kg)	B	L	b1	l1	b2	l2	
370	160	22	22	1000	346	496	280	420	140	210	
	420	100	17	17	400	396	546	280	420	210	
	110	17	17	400	396	546	280	420	210	210	
420	125	17	17	750	396	546	280	420	210	210	
	100	22	22	400	396	546	280	420	210	210	
	110	22	22	400	396	546	280	420	210	210	
	125	22	22	750	396	546	280	420	210	210	
	160	22	22	1000	396	546	280	420	210	210	
	470	100	17	17	400	446	596	350	490	210	210
470	110	17	17	400	446	596	350	490	210	210	
	125	17	17	750	446	596	350	490	210	210	
	100	22	22	400	446	596	350	490	210	210	
	110	22	22	400	446	596	350	490	210	210	
	125	22	22	750	446	596	350	490	210	210	
	160	22	22	1000	446	596	350	490	210	210	
520	100	17	17	400	496	696	350	560	210	210	
	110	17	17	400	496	696	350	560	210	210	
	125	17	17	750	496	696	350	560	210	210	
	100	22	22	400	496	696	350	560	210	210	
	110	22	22	400	496	696	350	560	210	210	
	125	22	22	750	496	696	350	560	210	210	
520	160	22	22	1000	496	696	350	560	210	210	
	570	100	17	17	400	546	796	420	630	280	280
	570	110	17	17	400	546	796	420	630	280	280
		125	17	17	750	546	796	420	630	280	280
		100	22	22	400	546	796	420	630	280	280
		110	22	22	400	546	796	420	630	280	280
125		22	22	750	546	796	420	630	280	280	
160		22	22	1000	546	796	420	630	280	280	



Einbau 1
 Mounting 1
 Montage 1



Einbau 2
 Mounting 2
 Montage 2



Einbau 3
 Mounting 3
 Montage 3